



2009年

電子書使用手冊



長智文化事業有限公司
IG Knowledge Services Ltd.

TEL: +886-2-2707 6611 FAX: +886-2-2705 0482
10658 台北市大安區信義路三段162-20號5樓

目次

<u>ebrary全文電子書簡介</u>	3
<u>ebrary使用注意事項</u>	3
<u>ebrary Unity (Java) Reader</u>	3
系統需求	4
<u>ebrary Plug-in Reader</u>	4
系統需求	4
新版介面	5
建立個人帳號	5
<u>ebrary檢索功能介紹</u>	6
<u>Simple Search簡易檢索</u>	6
<u>Advance Search進階檢索</u>	7
<u>Browse瀏覽</u>	7
檢索結果	9
修正檢索	10
檢索結果呈現方式	11
開啓電子書.....	11
<u>ebrary reader功能介紹</u>	14
<u>ebrary 個人功能特色</u>	24
<u>Bookshelf</u>	24
<u>QuickViewQuickView</u>	25
<u>管理帳號</u>	25

ebrary全文電子書簡介

1 簡介:

ebrary與285家世界級的出版社合作，把極具價值並受保護的內容放進資料庫，透過網路提供給圖書館、研究單位和其他相關機構。除此之外，ebrary獨特的InfoTool™是一個強大的幫助檢索工具，能整合資料內容和圖書館目錄系統。同時使用人數也不受限制，使用者亦能根據選定的詞語連接到字義解釋、作者介紹等其他資源，也提供線上註解、相關連結、書籤等功能，讓讀者能夠更有效地利用這些數位資源。在ebrary資料庫中，讀者可自行建立個人書架以保存已閱讀文章的連結，館員也能利用統計報表了解讀者的使用狀況，從而制定相應的館藏發展政策。

2 出版社：ebrary <http://www.ebrary.com>

3 收錄年代：80%以上的圖書都是2000年後出版

4 資料型式：電子書

5 資料筆數：目前共有4萬1千本以上

6 更新頻率：每季更新

7 主題範圍：綜合學科類。包含人文社會、自然科學、理工、醫學等。

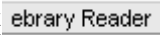
ebrary使用注意事項

目前ebrary出版社爲了客戶軟體之不同需求，同時存在兩種電子書閱讀器，Unity(Java) Reader及Plug-in Reader，以下爲兩種閱讀器之系統需求：

***注意：續訂客戶需要提出轉換Unity Reader需求，系統才可支援開啓Java Reader**

*如何得知您的閱讀器版本：搜尋您欲查詢圖書，點選ebrary Reader後，Java Reader功能上多了”有聲閱讀”，可依此作分辨。

ebrary Unity (Java) Reader

- 當您的電腦有支援Java 1.6以上版本，選擇  系統則會自動爲您開啓ebrary Reader來閱讀全文。

- 當您的電腦無支援Java 1.6版本以上，您仍可開啓QuickView利用瀏覽器方式來閱讀全文，然而InfoTool及個人化功能便無法支援使用。

系統需求

1. 512MB RAM Minimum; 1GB RAM or more recommended.
2. 最低Java版本需求為1.6以上 (**JRE version 6**).
3. Linux, Windows XP, Windows Vista.
4. Mozilla Firefox 瀏覽器版本2.0以上, IE瀏覽器版本 v. 6以上

如何測試您的電腦是否有Java，請上<http://www.java.com>

- 1 免費Java下載
- 2 測試電腦是否有安裝Java及版本?

ebrary Plug-in Reader

系統需求

- JavaScript is enabled.
- Cookies are enabled
- Pop-ups are allowed for *.ebrary.com. (允許彈出視窗)

新版介面

The screenshot shows the ebrary website interface. At the top, there are navigation tabs: Info, Search, QuickView, and Bookshelf. On the right, there are links for English, My Settings, Sign In, and Help. Below the navigation is a search bar with the text "Search ebrary" and buttons for "Advanced" and "All Subjects".

Welcome to ebrary!




Your library subscribes to [Academic Complete](#), a growing e-book collection spanning all academic subject areas.

Getting Started

- Choose a viewing option** under My Settings. For a comparison of viewing options, please [click here](#).
- Create a personal bookshelf** in order to create and save highlights, notes, and more.
- Conduct a search** using simple or advanced, by keyword, full-text, publisher, or author. Use Boolean or proximity operators.
- Open a document with ebrary QuickView™** by clicking on the title name or image. No downloads or installations are required.
- Navigate through the document** with the table of contents, which provides chapter-level search results. Go to each occurrence of your search term, flip through pages, and go to specific page numbers. Note that in tables of

Sample Titles

To open a document, click on the jacket or title.

-  *Twenty-First Century Gateways: Immigrant Incorporation in Suburban America*, by Audrey Singer (Brookings Institution, 2008) [VIEW THIS TITLE](#)
-  *Whoever Tells the Best Story Wins: How to Use Your Own Stories to Communicate with Power and Impact*, by Annette Simmons (AMACOM, 2007) [VIEW THIS TITLE](#)
-  *Sustainability Handbook: The Complete Management Guide to Achieving Social Economic and Environmental Responsibility*, by William Blackburn (Earthscan, 2007) [VIEW THIS TITLE](#)

建立個人帳號

在ebrary中您必須先建立個人帳號後才可以**使用Add to Bookshelf**（加入書籤）、**Highlight**（畫線）、**Note**（註釋）這些功能。**強烈建議讀者使用前先註冊一組個人帳號。**

建立個人帳號步驟如下：

-  點選Sign in
- 點選Create my user account的連結，進入註冊畫面

The screenshot shows the ebrary sign-in page. It has a header "Welcome to ebrary". Below it are two input fields: "Username:" and "Password:". To the right of the password field is a link "Send me my password". Below the input fields is a "Sign In" button. At the bottom, there is a note: "Note: This site requires Javascript and only works with cookie-enabled browsers." and a link "Create my user account."

3. 填入相關資料即可完成註冊程序，紅色框內需要勾選同意ebrary使用規範。

** 注意：如要申請不同帳號，則必須要填寫不同的email信箱。

Create Your User Account

Creating your account gives you the ability to:

- Make bookmarks and page notes for any available book.
- Highlight text in any available book.
- Quickly and easily access all books you have bookmarked, notated, or highlighted.
- Be notified of new features and new document collections as they become available.

[How to set up and manage your account...](#)

Please enter the information below.

Username:

password:
 (minimum length 5 characters)

Retype password:

First name:

Last name:

Email address:

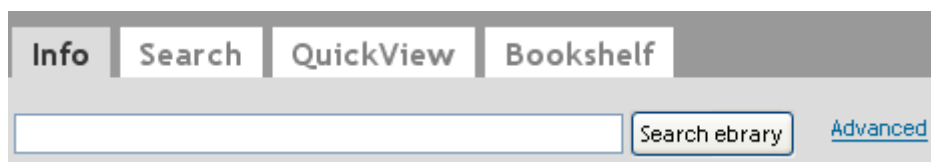
I would like to receive updates from ebrary about new document collections and feature enhancements.

I have read and agree to the ebrary [Terms of Service](#).

ebrary檢索功能介紹



Simple Search簡易檢索

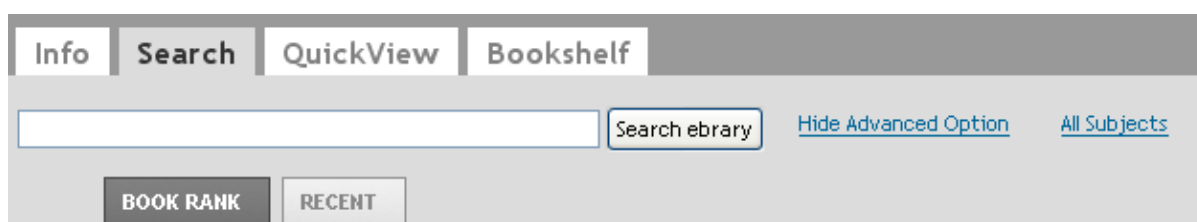
在簡易檢索中您可以輸入單字或片語，當您輸入單字或片語後ebrary的simple search會自動搜尋在text（文章）、title（書名）、subject（主題）、author（作者）、publisher name（出版者）符合檢索詞的書籍，如果您想用特定方式搜尋，請您使用進階檢索。



Advance Search進階檢索

上方圖示中按下 [Advanced](#) 連結 or Search 可開始使用進階檢索功能：

在進階檢索中提供兩個預設的檢索欄位， 兩個檢索欄位皆預設為 Text and Key Fields（文章及關鍵欄位）， 您隨時可從下拉選單中選擇其它的檢索欄位（text、subject、title、author、publisher、Dewey Decimal Number、ISBN、 LC Call Number、Publication Year、Document type、Document Language）， 或者從  及  來增加、減少檢索的欄位 當您輸入檢索詞與 選擇檢索條件後， 即可點選 Search ebrary 檢索



Click the "Search ebrary" button when you've finished describing your search.

Search in for

... and in for

Browse瀏覽

上方圖示紅色框內，您可以選擇利用瀏覽的方式，再次篩選次主題瀏覽各別主題內的書籍清單。

所有主題清單

Select a subject

- [Agriculture](#)
- [Auxiliary Sciences of History](#)
- [Bibliography, Library Science, Information Resources \(General\)](#)
- [Education](#)
- [Fine Arts](#)
- [General Works](#)
- [Geography, Anthropology, Recreation](#)
- [History \(General\) and History of Europe](#)
- [History: America](#)
- [Language and Literature](#)
- [Law](#)
- [Medicine](#)
- [Military Science](#)
- [Music and Books on Music](#)
- [Naval Science](#)
- [Philosophy, Psychology, Religion](#)
- [Political Science](#)
- [Science](#)
- [Social Sciences](#)
- [Technology](#)

Science主題下清單，可在篩選次主題

[Top](#) -> [Science](#)

Subjects under the **Science** subject

[Astronomy \(166\)](#)

[Geology \(83\)](#)

[Microbiology \(93\)](#)

[Physiology \(292\)](#)

[Botany \(87\)](#)

[Human anatomy \(13\)](#)

[Natural history - Biology \(476\)](#)

[Science \(General\) \(419\)](#)


[Chemistry \(224\)](#)

[Mathematics \(1808\)](#)

[Physics \(702\)](#)

[Zoology \(187\)](#)

Showing 1 - 20 of 4,494 documents



[PC Interfacing Pocket Reference](#)

[ebrary Reader](#)

Author: Predko, Michael Hill, Winfield

Publisher: McGraw-Hill Education Group

Released: 2002

Subjects: Microcomputers. Computer interfaces.

[Show Table of Contents](#)



[Women in the Biological Sciences : A Biobibliographic Sourcebook](#)

[ebrary Reader](#)

Author: Grinstein, Louise S. Biermann, Carol A. Rose, Rose K.

Publisher: Greenwood Publishing Group, Incorporated

Released: 1997

Subjects: Women biologists -- Biography.

[Show Table of Contents](#)

檢索結果

- 檢索結果會匯集您所輸入的檢索詞，在檢索結果中每頁呈現10筆資料，如要查看下一頁的資料請點選Next，如要查看上一頁的資料請點選Previous，或是直接點選特定頁數的資料。
- 您可以從檢索結果畫面上方看到的檢索到的筆數
- ebrary設定的排序方式為依Relevance相關程度排序，您可以選擇依Title、Contributor、Publisher、Date其他不同的排序方式

The screenshot displays the ebrary search interface. At the top, there are navigation tabs: Info, Search, QuickView, and Bookshelf. The search bar contains the text 'stocks'. Below the search bar, there are buttons for 'Search ebrary', 'Hide Advanced Option', and 'All Subjects'. There are also tabs for 'BOOK RANK', 'CHAPTER RANK', and 'RECENT'. A message says 'Click the "Search ebrary" button when you've finished describing your search.' Below this, there are search filters: 'Search in Text and Key Fields for stocks' and '... and in Subject for business'. A section titled 'Focus your search by selecting an additional subject below.' contains a grid of checkboxes for various subjects like Business & Economics, Industries, Business Planning, Small Business, Business Logistics, Business Ethics, Negotiation In Business, Social Responsibility Of Business, Management, New Business Enterprises, Planning, Business Writing, Business Networks, Business Presentations, and Business Enterprises. Below the subject selection, there is a 'Search ebrary' button circled in red. Below the button, it says 'Showing 1 - 20 of 1,707 documents'. To the right, there is a 'Sort results by' dropdown menu circled in red, with options: Relevance, Title, Contributor, Publisher, and Date. Below the search results, there is a book entry for 'Share Price Movement' by David MacMillan, published by Emerald Group Publishing Limited in 2006. The entry includes a book cover image, the title, author, publisher, release date, and subjects: Stocks -- Prices, Business enterprises -- Finance. There are also buttons for 'Show Table of Contents' and 'Find Similar'.

The screenshot shows the ebrary search interface. At the top, there are navigation tabs: Info, Search, QuickView, and Bookshelf. A search bar contains the word 'stocks'. Below the search bar, there are buttons for 'Search ebrary', 'Hide Advanced Option', and 'All Subjects'. Underneath, there are three tabs: 'BOOK RANK', 'CHAPTER RANK', and 'RECENT'. The main search area is titled 'Click the "Search ebrary" button when you've finished describing your search.' It features three rows of search criteria: 'Search in Text and Key Fields for stocks', '... and in Subject for business', and '... and in Subject for Industries'. A red circle highlights this section. Below the search criteria, there is a section for 'Focus your search by selecting an additional subject below.' with a checkbox for 'Business & Economics' and a 'Search ebrary' button. The results section shows 'Showing 1 - 20 of 351 documents' and a 'Sort results by:' dropdown menu with options: Relevance, Title, Contributor, Publisher, Date. The first result is 'Denmark Retail Savings and Investments: An Industry Profile (Financial Services)' with a book icon, 'ebrary Reader' label, and details: Author: Datamonitor, Publisher: Datamonitor, Released: 2002, Subjects: BUSINESS & ECONOMICS -- Industries, and buttons for 'Show Table of Contents' and 'Find Similar'.

- 於檢索結果內利用主題做進階篩選，檢索策略會秀出您剛勾選的次主題

修正檢索

您可以點選Author、Publisher、Subjects的連結，再更進一步限定檢索結果中特定的Author、Publisher或Subject。例如：我們在檢索欄位中輸入Business主題，且要在內文出現Stocks股票檢索詞的書籍。可再進一步點選Business Enterprises的主題，限定查找其主題內出現stocks的相關文章。

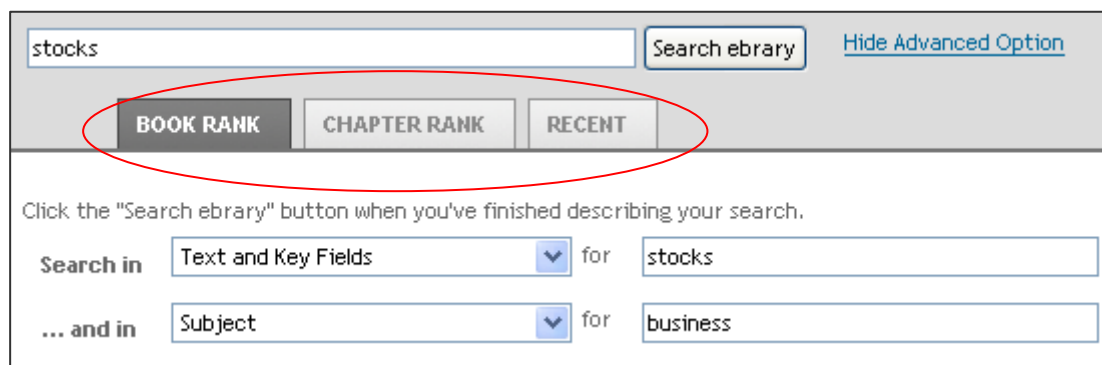
The screenshot shows a search result for the book 'Share Price Movement'. It includes a book cover image, the title 'Share Price Movement', and the 'ebrary Reader' label. The author is 'MacMillan, David', the publisher is 'Emerald Group Publishing Limited', and it was released in 2006. The subjects are 'Stocks -- Prices' and 'Business enterprises -- Finance'. There are buttons for 'Show Table of Contents' and 'Find Similar'.

結合原本檢索，以下為新的檢索策略。您可以階層式增加或減少相關檢索詞or主題

The screenshot shows the ebrary search interface with a refined search strategy. It features three rows of search criteria: 'Search in Text and Key Fields for stocks', '... and in Subject for business', and '... and in Subject for "Business enterprises"'. Each row has a dropdown menu and a search input field. There are also plus and minus icons to the right of each row.

檢索結果呈現方式

系統預設呈現方式採Book Rank(圖書)，您可選擇依照Chapter Rank(章節)呈現，或選擇Recent最近查詢過的檢索結果內容



The screenshot shows a search interface with a search box containing 'stocks', a 'Search ebrary' button, and a 'Hide Advanced Option' link. Below the search box are three buttons: 'BOOK RANK', 'CHAPTER RANK', and 'RECENT'. The 'BOOK RANK' button is highlighted with a red circle. Below the buttons, there is a message: 'Click the "Search ebrary" button when you've finished describing your search.' Below this message are two search criteria: 'Search in Text and Key Fields for stocks' and '... and in Subject for business'.

依章節方式呈現(前20筆)

Top 20 chapters relevant to your search

• all:stocks AND subject:business

Rank	Chapter	Title
1	Payment history, past returns and the performance of UK zero dividend stocks <small>ebrary Reader</small>	Share Price Movement
2	CHAPTER 1 MARKET OVERVIEW <small>ebrary Reader</small>	Global Gold: An Industry Profile (Metals and mining)
3	CHAPTER 6 COMPETITIVE LANDSCAPE <small>ebrary Reader</small>	Global Gold: An Industry Profile (Metals and mining)
4	CURRENT CHALLENGES/PROBLEMS FACING THE ORGANIZATION <small>ebrary Reader</small>	Nazar Foods Company : Business Process Redesign Under Supply Chain Management Context
5	Competitive Landscape <small>ebrary Reader</small>	United Kingdom mBroking: An Industry Profile (Financial Services)
6	CASE DESCRIPTION <small>ebrary Reader</small>	Nazar Foods Company : Business Process Redesign Under Supply Chain Management Context
7	Macroeconomic risk and the Fama-French three-factor model <small>ebrary Reader</small>	Share Price Movement

開啓電子書

1. 在檢索結果中選擇您欲開啓的一本書
2. Show Table of Contents
3. 點選書籍封面、書名開啓**QuickView**瀏覽功能
4. QuickView瀏覽視窗如下頁介紹：**不需安裝任何軟體即可看到電子書全文。**

Share Price Movement ebrary Reader
 Author: [MacMillan, David](#)
 Publisher: [Emerald Group Publishing Limited](#)
 Released: 2006
 Subjects: [Stocks -- Prices.](#) [Business enterprises -- Finance.](#)
 Hide Table of Contents Find Similar

Rank	Chapter
	Cover
■	CONTENTS
	EDITORIAL ADVISORY BOARD
	Optimisation of FTSE 100 tracker funds
	Dividend smoothing vs dividend signalling: evidence from UK firms
■	Macroeconomic risk and the Fama-French three-factor model
■	Payment history, past returns and the performance of UK zero dividend stocks
	A temporal analysis of non-executive director appointments to UK firms: 1990-2000

提供簡易功能讓使用者可快速查看內容，但無法使用InfoTool及個人書架功能。

Info Search QuickView Bookshelf English | My Settings | Sign In | Help

stocks Search ebrary Advanced All Subjects

For copying, printing, notes, highlighting, and InfoTools. ebrary Reader Page 2 (2 of 81)

Managerial Finance

ISSN 0307-4358
 Volume 32
 Number 6
 2006

Share price movements

Guest Editor
 David McMillan

Access this journal online	
Editorial advisory board	476
Optimisation of FTSE 100 tracker funds: a comparison of genetic algorithms and quadratic programming <i>B. Rajasey and J.A. Bennell</i>	477
Dividend smoothing vs dividend signalling: evidence from UK firms <i>John Goddard, David G. McMillan and John O.S. Wilson</i>	493

CONTENTS

Rank	Chapter
	Cover
■	CONTENTS
	EDITORIAL ADVISORY BOARD
	Optimisation of FTSE 100 tracker funds
	Dividend smoothing vs dividend signalling: evidence from UK firms
■	Macroeconomic risk and the Fama-French three-factor model
■	Payment history, past returns and the performance of UK zero dividend stocks
	A temporal analysis of non-executive director appointments to UK firms: 1990-2000

1 瀏覽上下頁功能


2 瀏覽上一個檢索詞與下一個檢索詞出現的頁數

3 調整頁面大小 

4 目次：有放大鏡圖示表示此有符合關鍵字之章節，灰色長條圖表示相關性程度

5 二次檢索文件

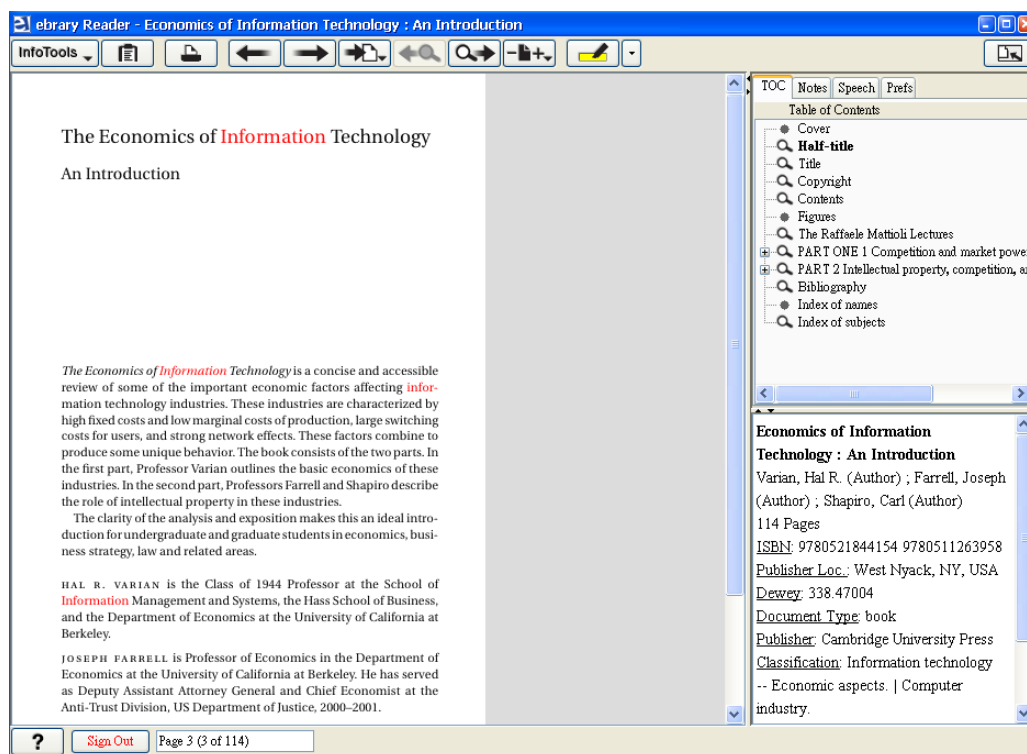
6 書目資訊

7. 點選上方  也可開啓這本書的全文，您之前輸入的檢索詞在文章中會以紅色呈現，可使用進階InfoTool和個人化功能。

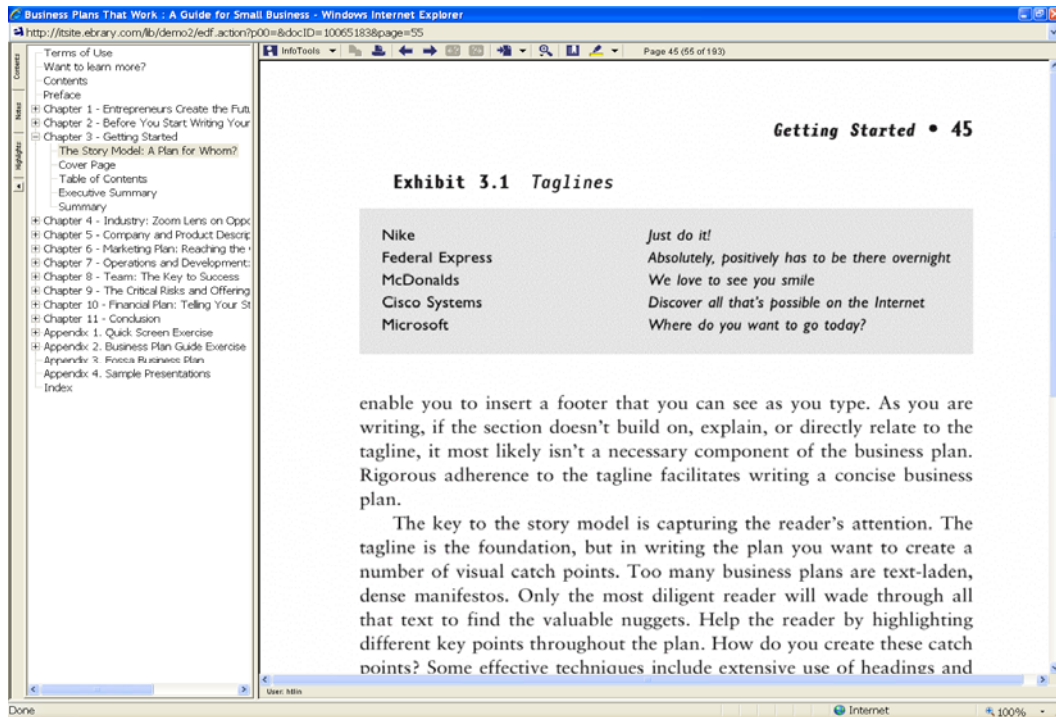
針對Unity(Java) Reader與Plug-in Reader，兩個閱讀器的內容功能幾乎相同，只是版面配置與稍微不同！

<注意>

Unity(Java) Reader開啓後畫面

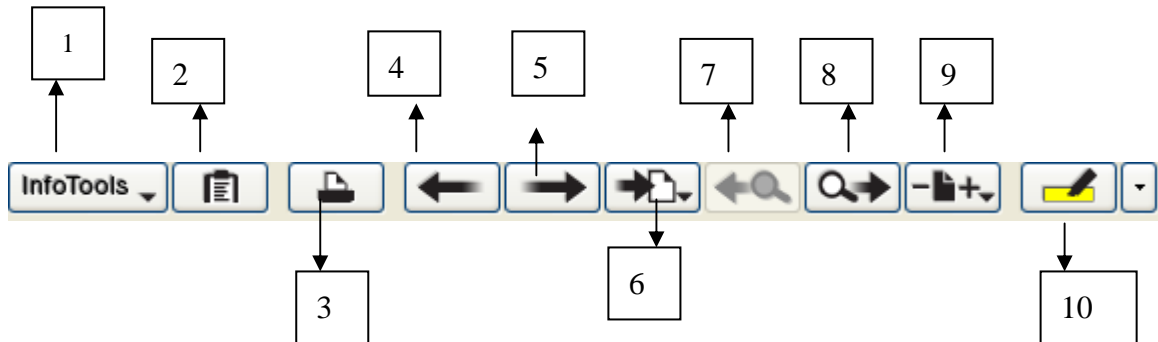


Plug-in Reader開啓後畫面

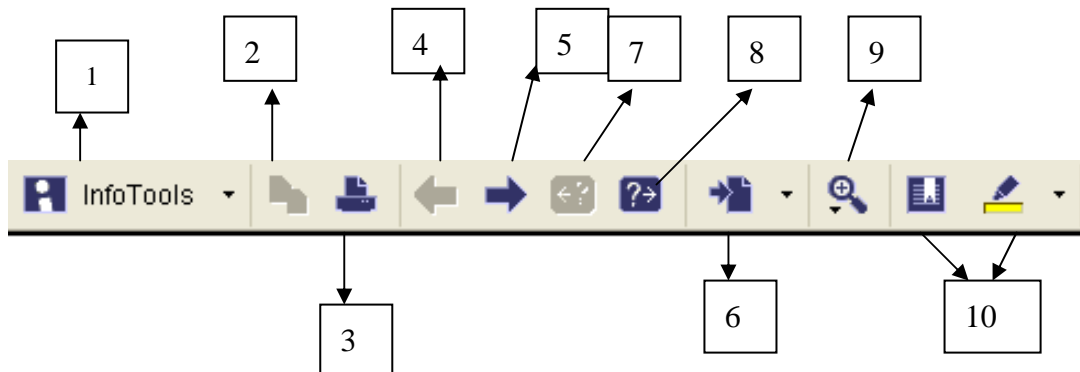


ebrary reader功能介紹

ebrary Unity(Java) reader功能列



ebrary Plug-in reader功能列



1. InfoTools

☆ Define : 連結到Merriam-Webster字典 (將欲查詢詞彙標記起來)

The screenshot shows the Merriam-Webster Dictionary website. On the left is a navigation menu with links like Home, Help, Word of the Day, Word Games, Word for the Wise, Books and CDs, Online Education, Company Info, Customer Service, Network Options, Language Zone, The Lighter Side, and Site Map. The main content area features a search bar with 'country' entered and a 'Dictionary' button. Below the search bar, it displays 18 entries for 'country', with the first 10 listed: country[1,noun], country[2,adjective], country and western, country club, country-dance, and country gentleman. The main entry for 'country' is highlighted, showing its pronunciation ('kən-trē) and function as a noun. On the right side, there are promotional banners for 'UNABRIDGED on line', 'Merriam-Webster's Word of the Day', and 'Ask Jeeves'.

☆ Explain : 可連結到Britannica大英百科全書 (將欲查詢詞彙標記起來)

The screenshot shows the Encyclopædia Britannica online search results for 'California'. The search bar at the top contains 'California' and 'Britannica Online'. The results page shows 'Results 1-10 of 3,665'. The first result is 'California', described as a constituent state of the United States of America. Other results include 'Baja California', 'California nutmeg', another 'Baja California' entry, and 'California Aqueduct'. On the right side, there is a 'Members Get More!' section with a bar chart comparing 'Free' and 'For Members' content. The 'For Members' section includes Encyclopædia Britannica articles, Student articles, Images, video and media, Magazine articles, Web sites, and Concise articles. A 'Subscribe to unlock this content today!' button is at the bottom right.

☆ Locate : 可連結到MapQuest- US Cities、National Geographic、Yahoo- US Cities (將欲查詢詞彙標記起來)



Welcome, Guest User

Yahoo! Maps

Maps | [Driving Directions](#)

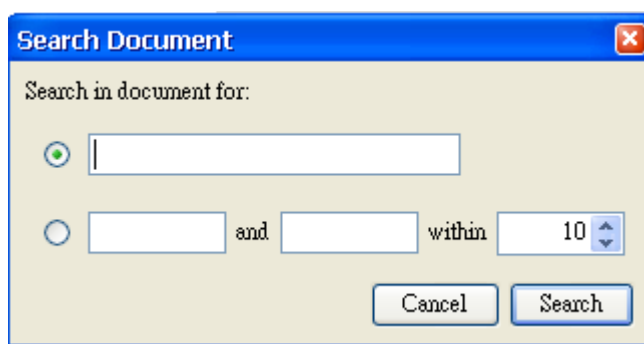
Please pick the appropriate state for country

Get Map

- ☆ Translate : 可選擇法文、德文、西班牙文等10種語言轉換，連結到altavista的網站作轉換 (將☆ 欲查詢詞彙標記起來)



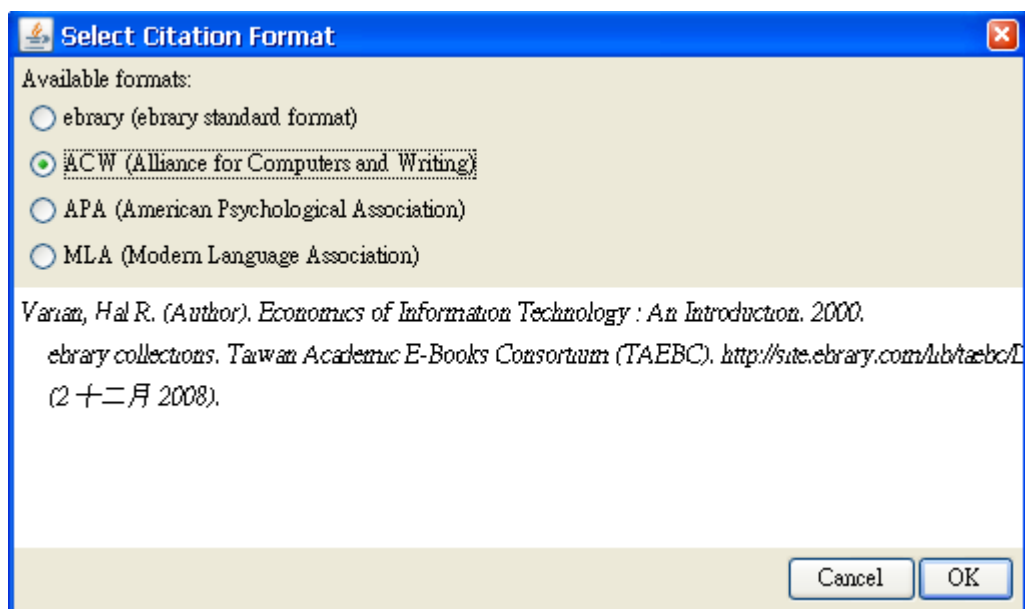
- ☆ Who : 可以連結到Yahoo people search查詢Phone Book、Postal Address、Email Address，連結到Biography.com查詢Biography，連結到 ebrary 查詢Bibliography (將欲查詢詞彙標記起來)
- ☆ Search Document : 查詢文件中特定的文字 or 字與字之間間隔的辭彙



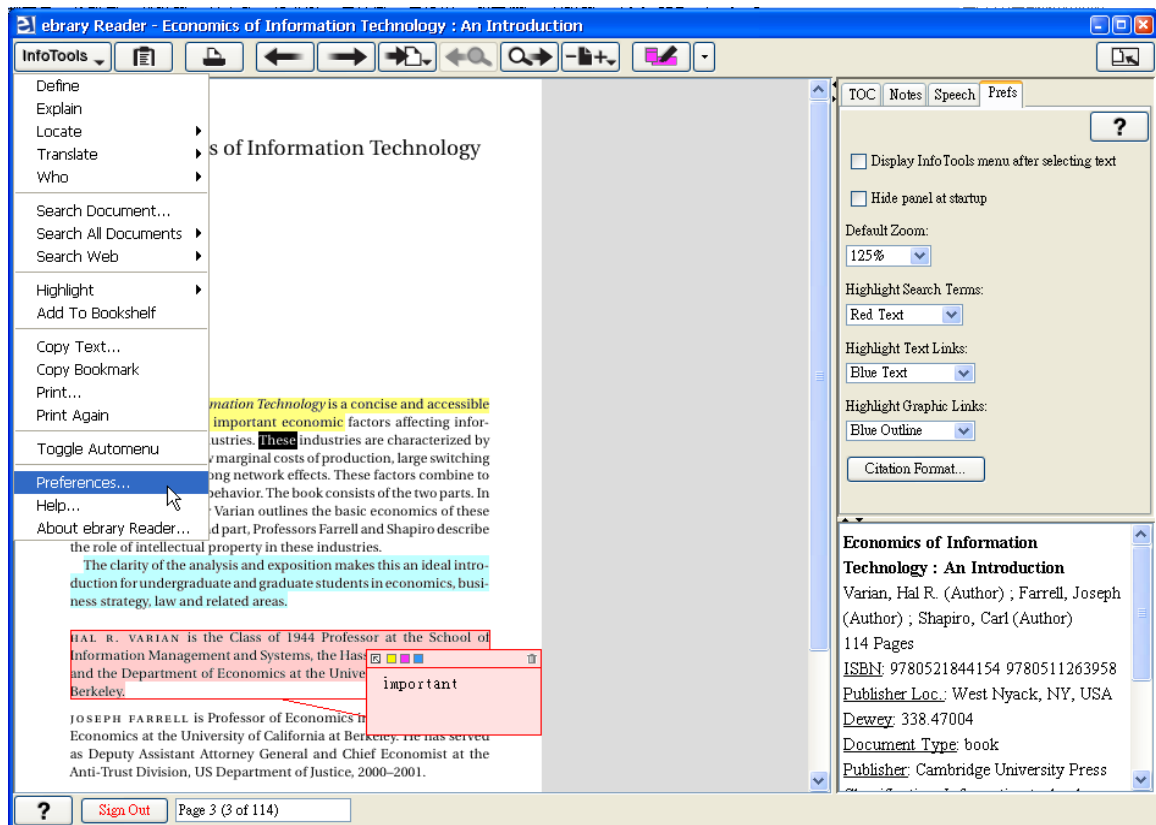
- ☆ Search All Document : 查詢ebrary中所有所關的書籍文件，重新開啓檢
索結果視窗
- ☆ Search Web : 連結到Yahoo、Google、Excite、Altavista搜尋引擎查訊
相關資訊

* 以上連結及相關電子資源皆可配合學校作設定

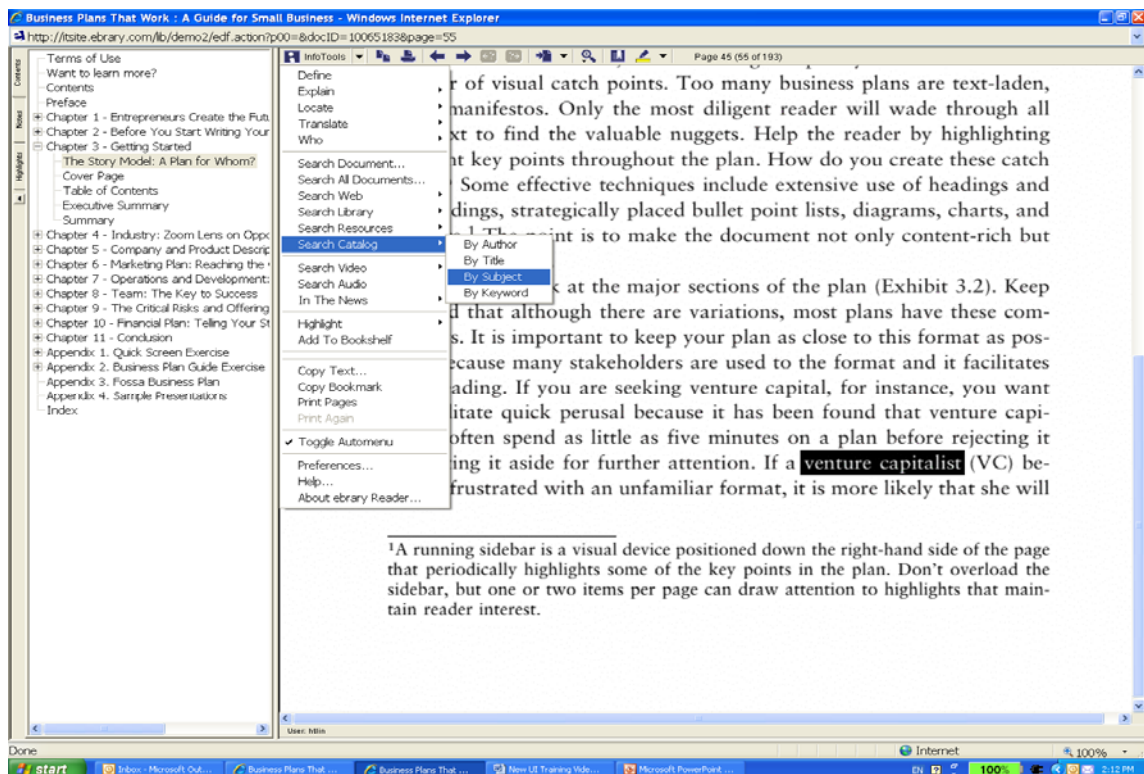
- ☆ Highlight：文章畫線及加入註解和URL連結
- ☆ Add to Bookshelf：加入書架
- ☆ Copy Text：複製選取文章及引用資訊
- ☆ Copy Bookmark：複製書籤所在網址
- ☆ Print：列印
- ☆ Print again：再次列印
- ☆ Toggle Automenu：反白文章時是否要自動出現InfoTools的功能
- ☆ Preferences：喜好設定，可自訂使用者登入使用ebrary的預設格式及呈現類型，點選Citation Formatt，即可設定Copy Text功能所產生之引用格式(Citation)，包含：ebrary標準格式、MLA、APA與ACW



ebrary Unity(Java)Reader畫面



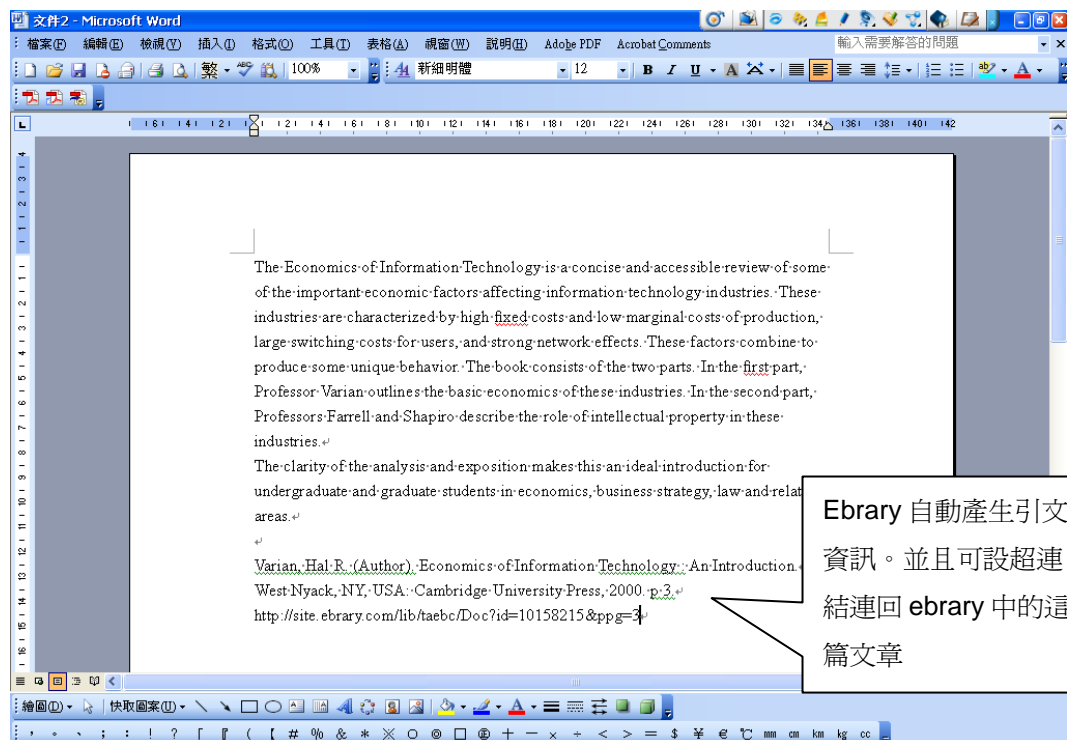
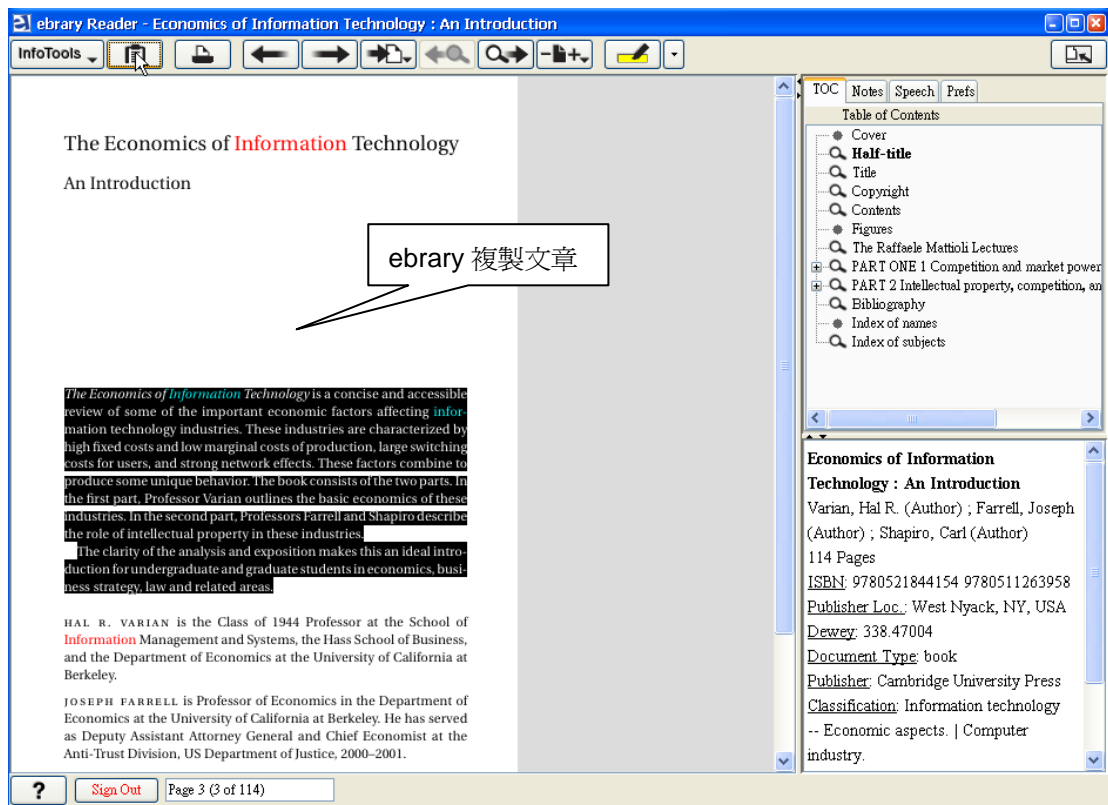
ebrary Plug-in Reader畫面



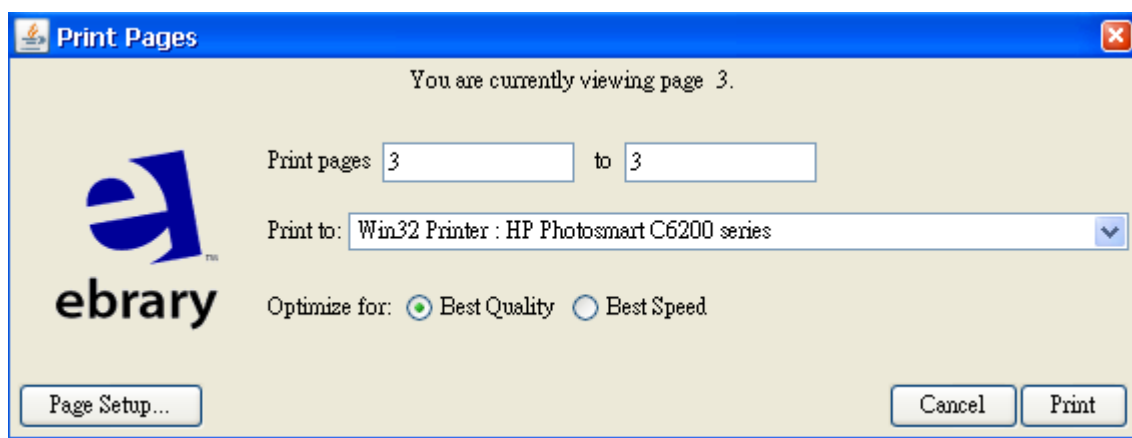
☆ Help：線上說明檔

☆ About ebrary Reader：關於ebrary Reader


2. 複製：複製文章中選取的文字，並且可將複製的文字貼到word、記事本等，ebrary會自動產生引文資訊



3. 列印：列印文章，每次登入最多只能列印40張，如需列印更多則需要再重新登入。



4. 上一頁。
5. 下一頁。
6. 跳到特定的頁面：您可以從下拉選單中選擇要指定跳頁的頁數、跳到第一頁、跳到最後一頁、跳到前一頁、跳到下一頁。
7. 上一頁出現符合檢索詞的頁面。
8. 下一頁出現符合檢索詞的頁面。
9. 放大、縮小：從下拉選單中選擇欲放大文章版面的倍數。



Fit Width：呈現內文符合視窗寬度

Fit Page：呈現整頁模式

Show facing Pages：呈現 pages 全貌

10. 文章畫線及加入註解和URL連結

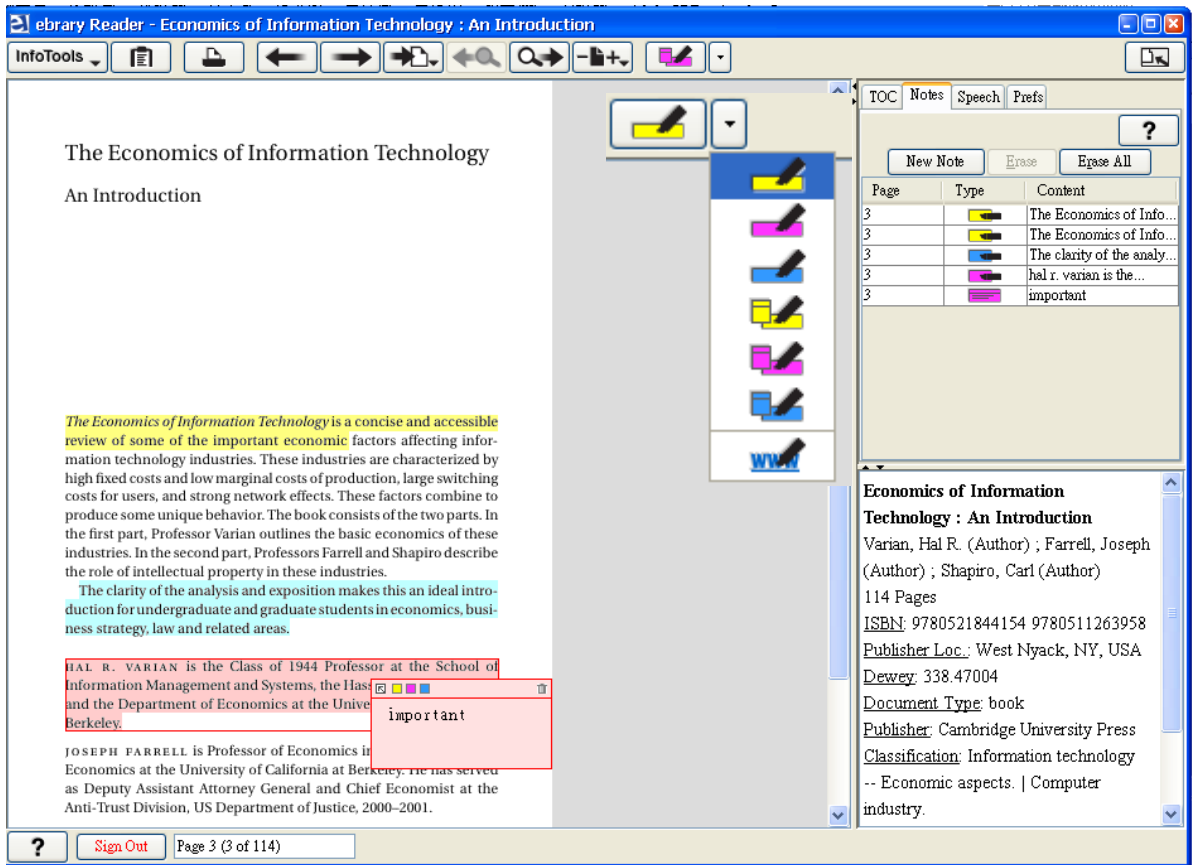
Unity (Java) Reader-

您可以從下拉選單中選擇畫筆的顏色，也可選擇劃線後加入註解或URL連結，有三種顏色可供選擇。當您在文章中畫線後，您可以在右方窗格Notes中看到您所編輯的所有資訊。

使用者在ebrary電子書上所編輯的各種劃線及註解，可在右方窗格看到列

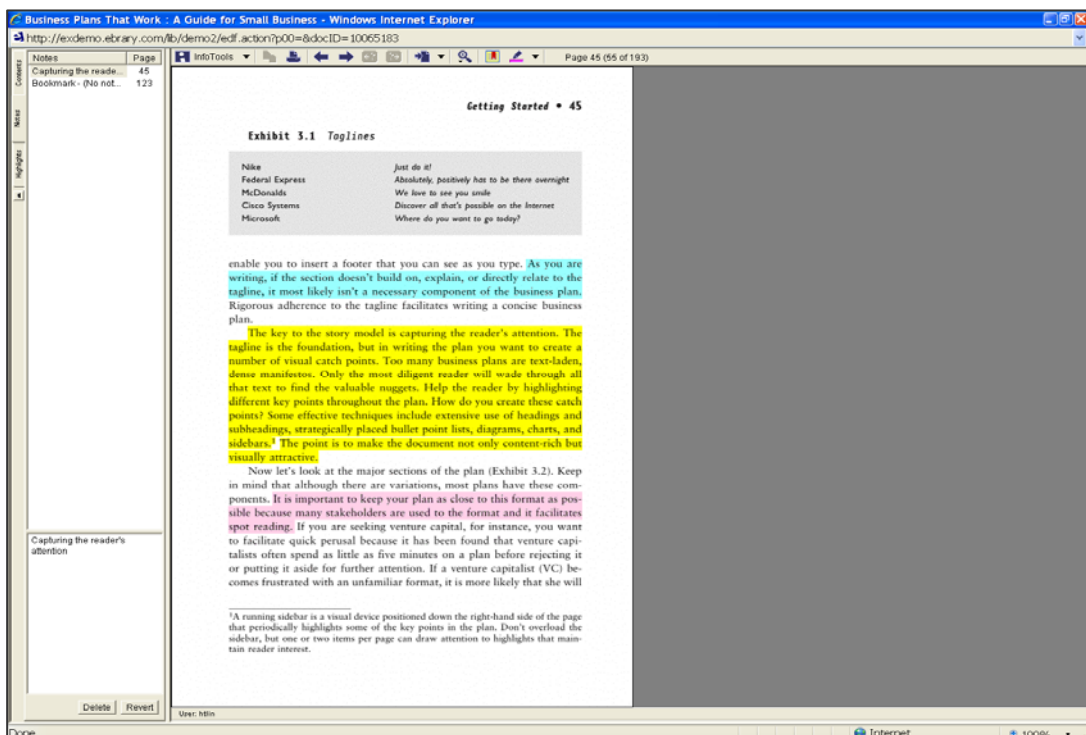
表可以選擇在此頁加入New Note、Erase消除、Erase All消除全部功能

ebrary Unity(Java)Reader畫面



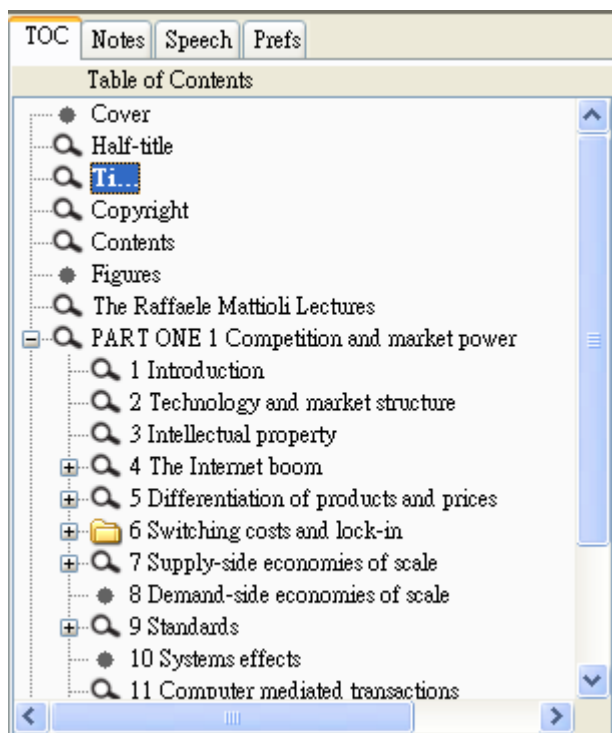
Plug-in Reader

您可以從下拉選單中選擇畫筆的顏色，也可選擇劃線後加入註解，有三種顏色可供選擇。當您在文章中畫線後，您可以在左方窗格Notes中看到您所編輯的所有資訊。 ebrary Plug-in Reader畫面



- TOC目次瀏覽：

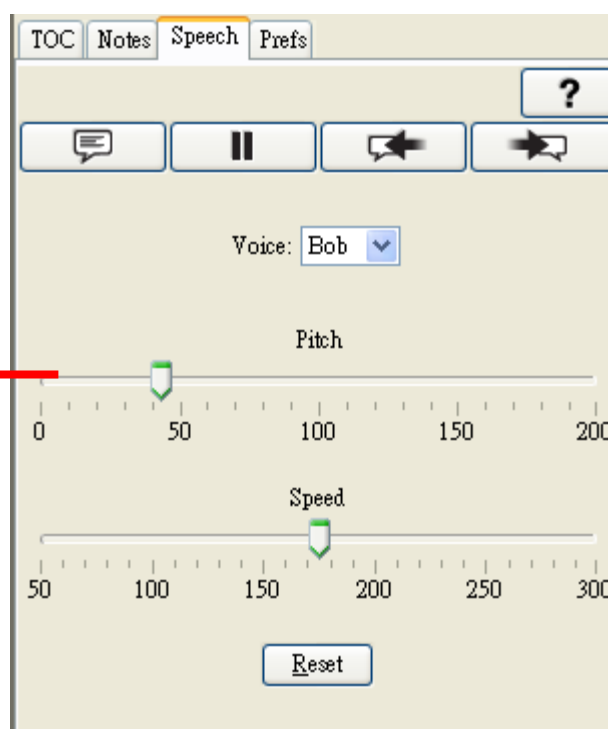
- 🔍 表示在此頁有找到符合您關鍵字
- ● 表示在此頁無此符合關鍵字



- **Unity(Java) Reader**更提供功能強大之有聲閱讀：

您可選擇某段落，利用聲音播放功能讓ebrary提供之Bob & Alice來讀給您聽。

更可選擇播放速度及音調！



ebrary 個人功能特色

Bookshelf

使用者可以將選取的title加入到Bookshelf中，但是在使用Bookshelf功能之前必須先log in才能使用此功能

☆ 將title加入到Bookshelf中

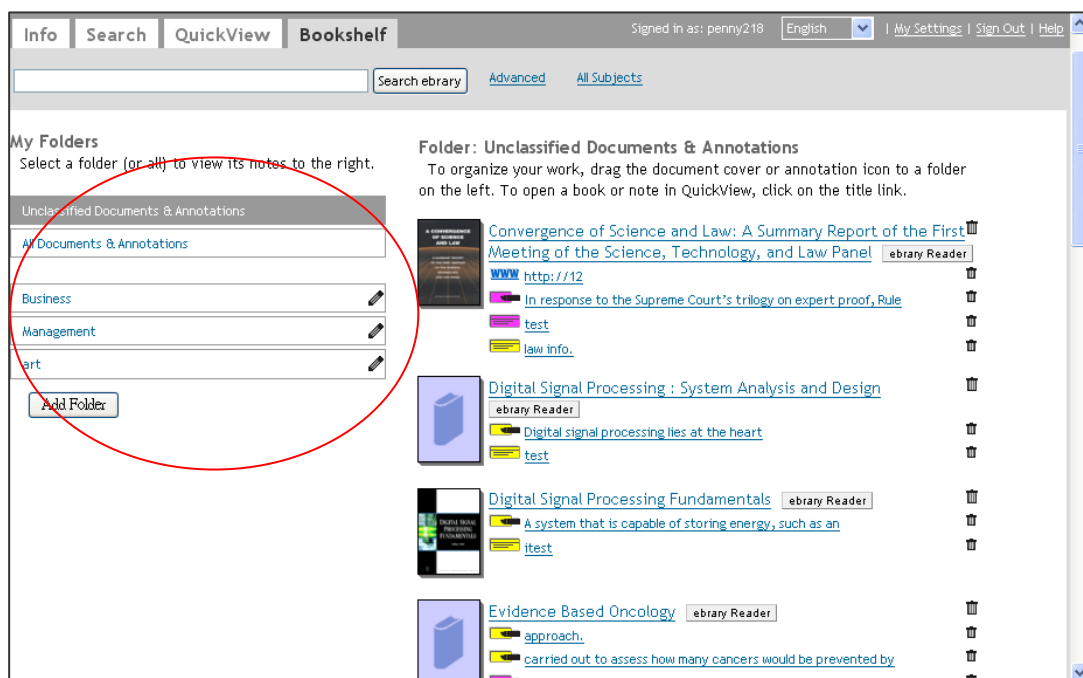
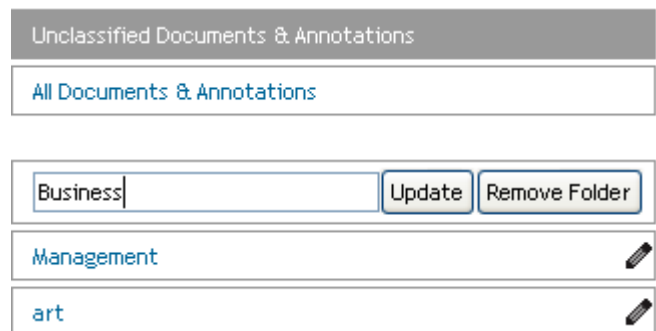
當您選取一個文件後，從InfoTools的下拉選單中選擇Add to Bookshelf，系統就會自動將此文件加入到Bookshelf中



☆ 在首頁選擇Bookshelf標籤

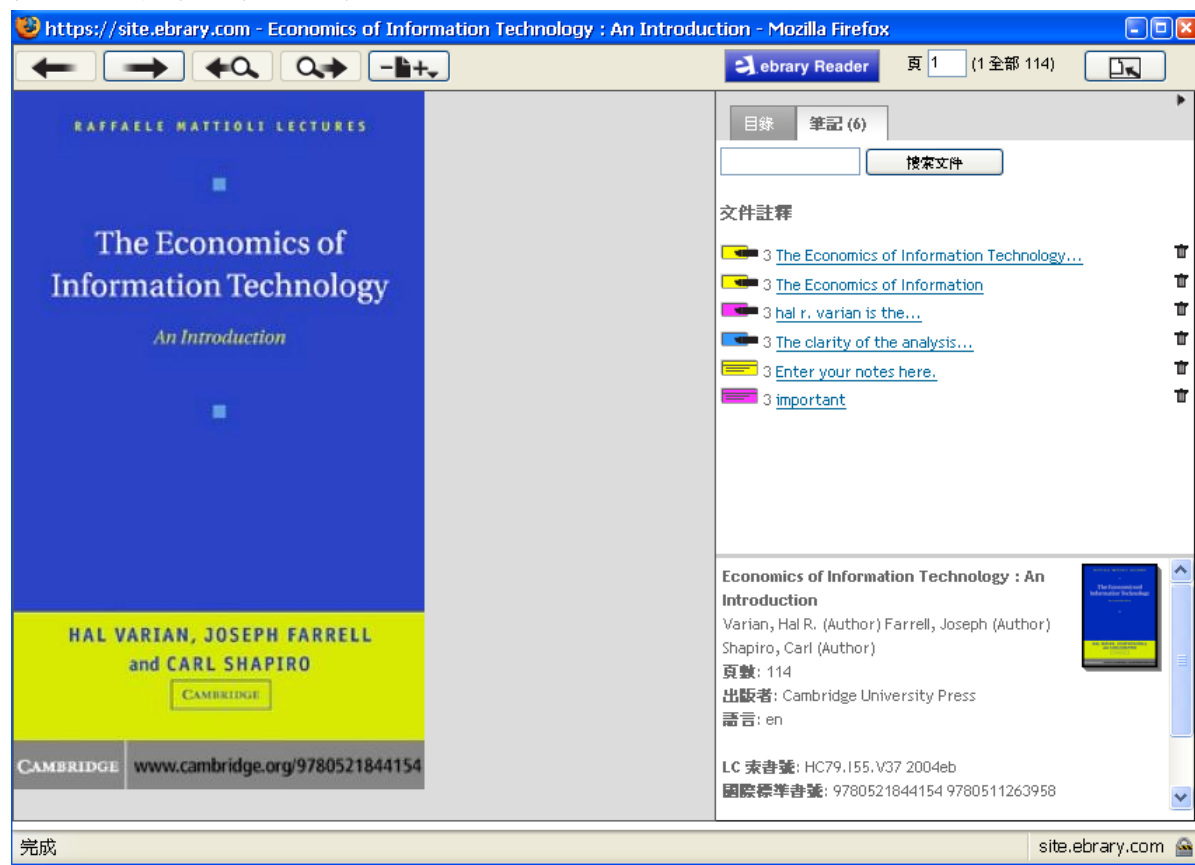
☆ 在Bookshelf中可編輯管理圖書

1. 可建立資料夾 (如右圖)
2. 將加入書架內圖書利用滑鼠左鍵，點選圖書封面拖拉至欲放置的資料夾內
3. 點選垃圾桶圖示來刪除記錄



QuickView

可以在右方窗格筆記項目內看到您之前所編輯的書籤、註解及劃線，可點選連結快速呈現內容，或將此筆記丟入垃圾桶



管理帳號

當我們完成建立個人帳號的註冊程序後，在首頁選擇My setting，您可以更改您註冊的基本資料以及更改密碼：

SETTINGS | MY PROFILE

When I click on a document link (title, chapter, 🔍) open my document in:

QuickView - for fast reading

the ebrary Reader - more full featured including InfoTools, Copying, Printing, making notes or highlights

Change password

Current password:

New password:

Confirm new password:

Contact Information

First name:

Last name:

Email address:

I would like to receive updates from ebrary about new document collections and feature enhancements.